

Gordon Head Road @ Laval Avenue

Thursday, March 08, 2018

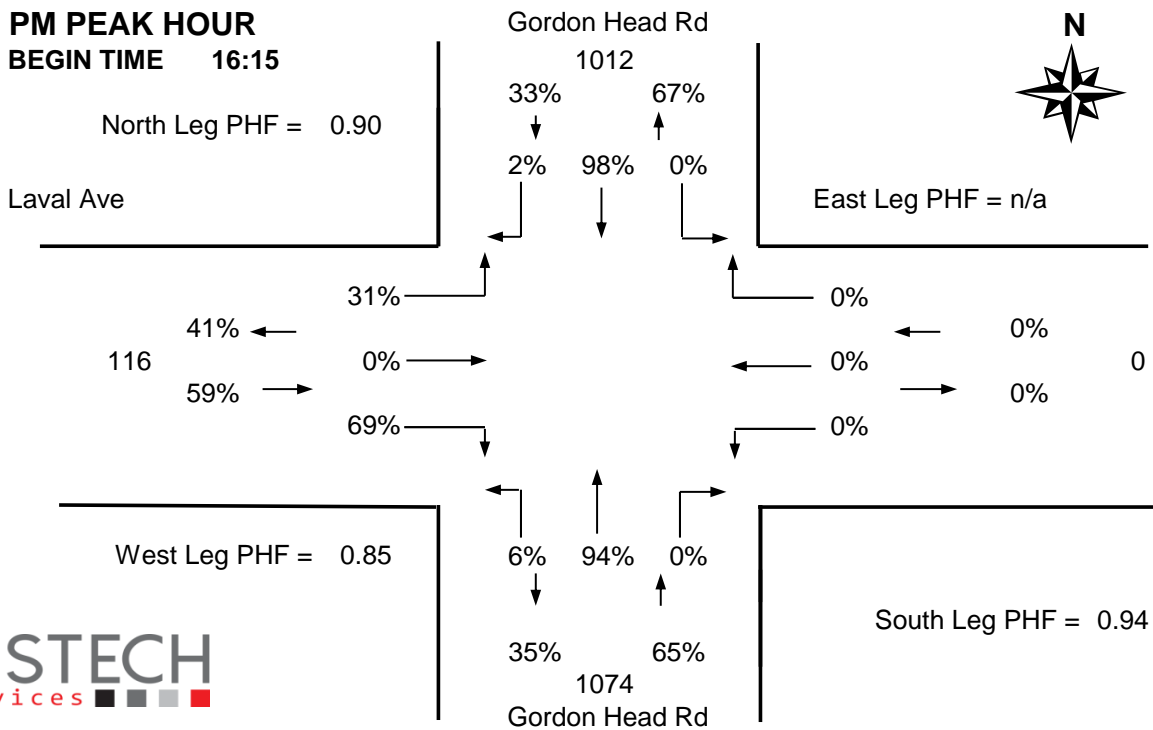
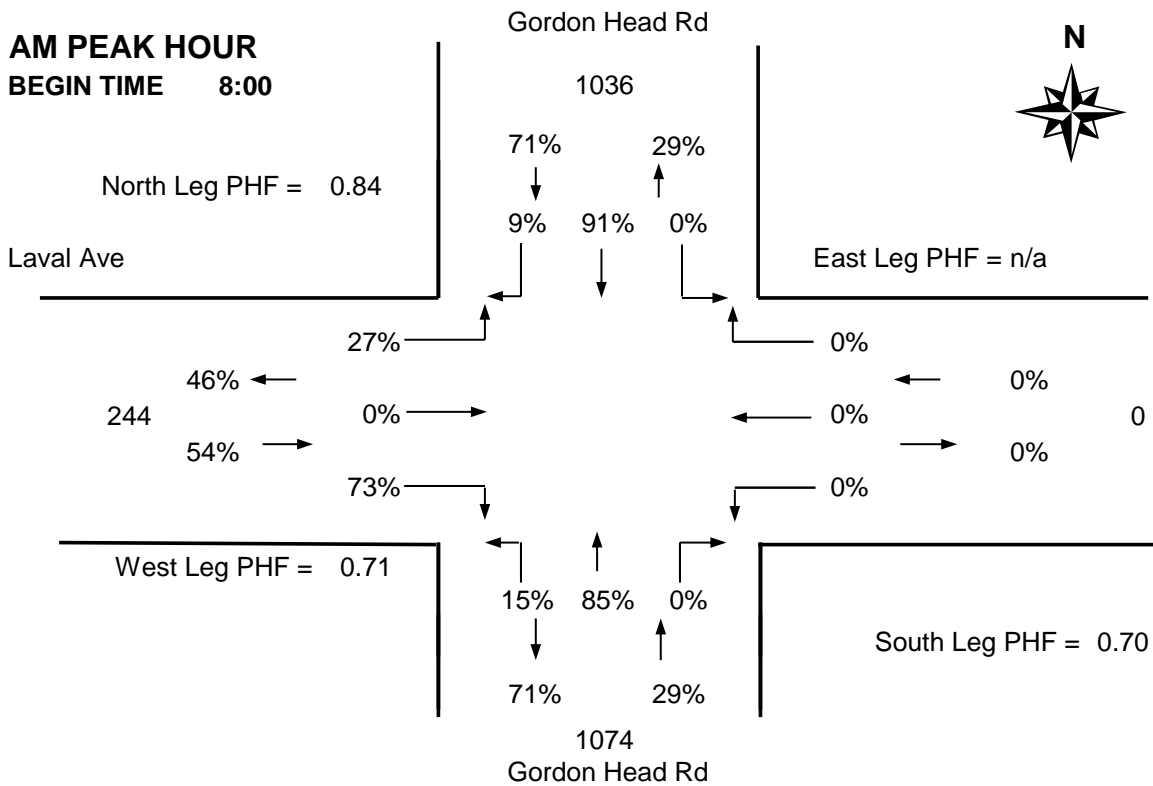


The data presented here is for information purposes only and should not be considered authoritative for construction, geotechnical, engineering, navigational, legal, or other site-specific uses. The information shared is owned by the Transportation Division of the Engineering Department at the District of Saanich. Accuracy is not guaranteed.

DISTRICT OF SAANICH 2018 TRAFFIC COUNTS

Major Route: Gordon Head Road
Minor Route: Laval Avenue
Date: Thursday, March 8, 2018
Filename: Gordon Head@Laval-Mar8-2018.xls

Station #: TIN000330
Intersection Type: 3-leg west approach
East/West Route: Laval Avenue
Weather: Cloudy and damp



DISTRICT OF SAANICH 2018 TRAFFIC COUNTS

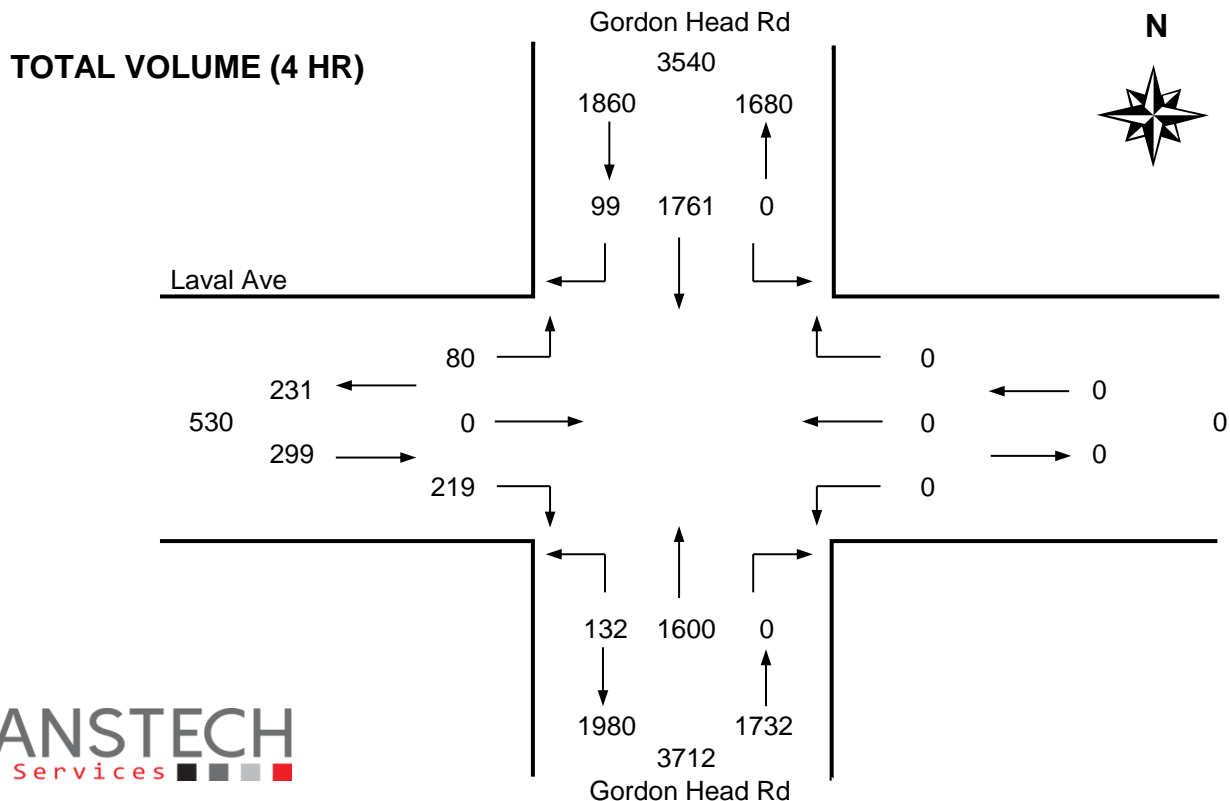
Major Route: Gordon Head Road
Minor Route: Laval Avenue
Date: Thursday, March 8, 2018
Filename: Gordon Head@Laval-Mar8-2018.xls

Station #: TIN000330
Intersection Type: 3-leg west approach
East/West Route: Laval Avenue
Weather: Cloudy and damp

Comments:

Vehicle Data

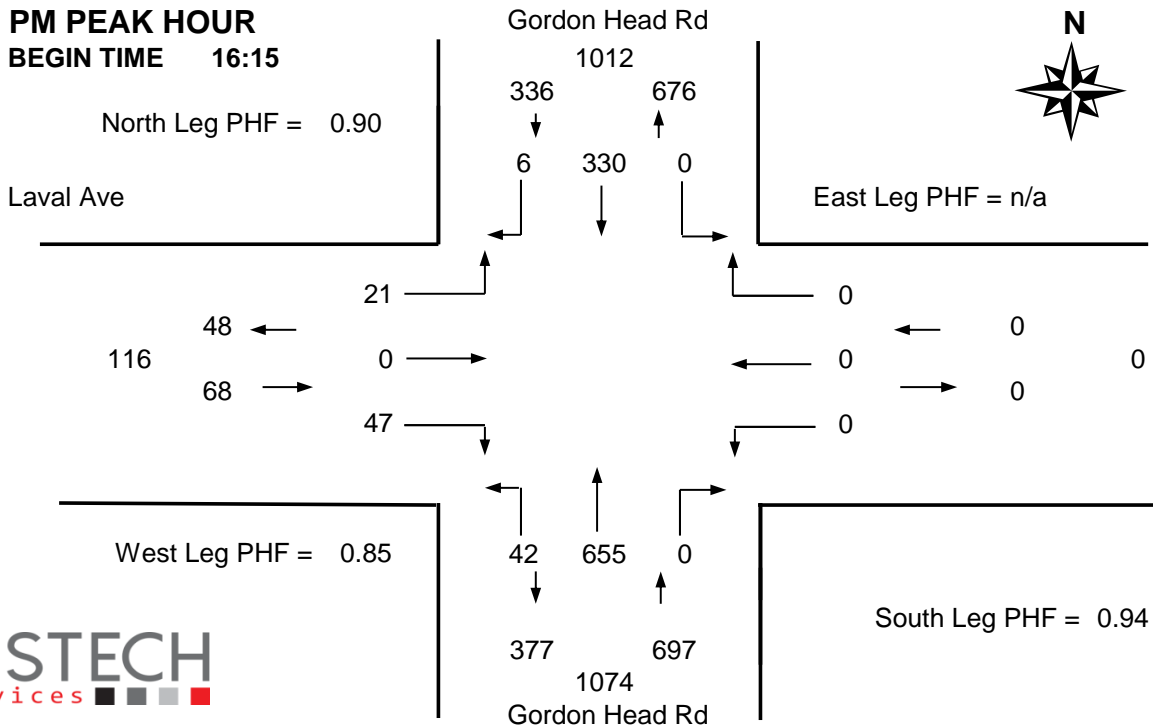
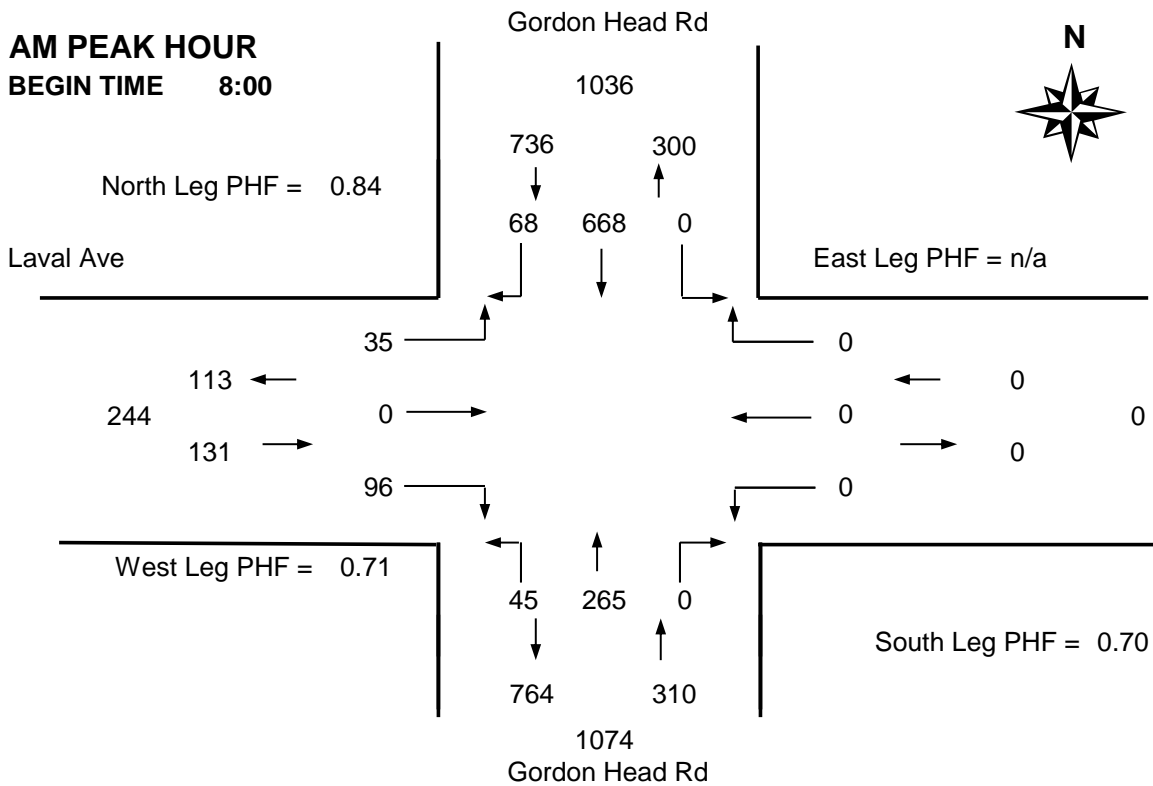
Time Period Starting	Gordon Head Rd			Gordon Head Rd			Laval Ave			From East			15 Min Total	Hourly Total	Pedestrians			
	From North			From South			From West			Left	Thru	Right			N	S	W	E
	Left	Thru	Right	Left	Thru	Right	Left	Thru	Right									
7:30		88	5	1	32		2		7				135	-	0	1	2	
7:45		126	3	2	45		2		9				187	-	0	2	8	
8:00		193	12	10	54		6		24				299 *	-	0	4	7	
8:15		188	32	15	96		11		34				376 +	997	0	22	32	
8:30		151	17	10	67		16		30				291 *	1153	0	6	9	
8:45		136	7	10	48		2		8				211 *	1177	0	4	4	
9:00		119	2	3	45		4		13				186	1064	0	1	3	
9:15		88	6	6	37		2		10				149	837	0	2	1	
Total	0	1089	84	57	424	0	45	0	135	0	0	0	1834	-	0	42	66	0
Pk Hr	0	668	68	45	265	0	35	0	96	0	0	0	1177 *	-	0	36	52	0
Pk Hr Factor	n/a	0.87	0.53	0.75	0.69	n/a	0.55	n/a	0.71	n/a	n/a	n/a	0.78	* = Peak hour + = Peak 15 minutes				
		0.84			0.70			0.71			n/a							
15:30		84	2	11	141		3		8				249	-	0	2	5	
15:45		88	2	7	117		3		10				227	-	0	2	5	
16:00		86	3	7	139		5		12				252	-	0	4	5	
16:15		85	2	5	145		4		12				253 *	981	0	1	1	
16:30		83	1	12	165		6		14				281 *	1013	0	3	4	
16:45		90	3	15	171		4		9				292 +	1078	0	2	3	
17:00		72	0	10	174		7		12				275 *	1101	0	2	2	
17:15		84	2	8	124		3		7				228	1076	0	5	4	
Total	0	672	15	75	1176	0	35	0	84	0	0	0	2057	-	0	21	29	0
Pk Hr	0	330	6	42	655	0	21	0	47	0	0	0	1101 *	-	0	8	10	0
Pk Hr Factor	n/a	0.92	0.50	0.70	0.94	n/a	0.75	n/a	0.84	n/a	n/a	n/a	0.94					
		0.90			0.94			0.85			n/a							



DISTRICT OF SAANICH 2018 TRAFFIC COUNTS

Major Route: Gordon Head Road
Minor Route: Laval Avenue
Date: Thursday, March 8, 2018
Filename: Gordon Head@Laval-Mar8-2018.xls

Station #: TIN000330
Intersection Type: 3-leg west approach
East/West Route: Laval Avenue
Weather: Cloudy and damp



DISTRICT OF SAANICH 2018 TRAFFIC COUNTS

Major Route: Gordon Head Road
Minor Route: Laval Avenue
Date: Thursday, March 8, 2018
Filename: Gordon Head@Laval-Mar8-2018.xls

Station #: TIN000330
Intersection Type: 3-leg west approach
East/West Route: Laval Avenue
Weather: Cloudy and damp

Comments:

Bicycle Data

Time Period Starting	Gordon Head Rd			Gordon Head Rd			Laval Ave			From East			15 Min Total	Hourly Total
	From North			From South			From West			Left	Thru	Right		
	Left	Thru	Right	Left	Thru	Right	Left	Thru	Right	Left	Thru	Right		
7:30		3	0	0	0		0		4				7	-
7:45		7	0	0	2		0		2				11 *	-
8:00		4	0	0	0		0		5				9 *	-
8:15		21	0	0	0		0		6				27 +	54
8:30		11	0	1	1		0		0				13 *	60
8:45		2	1	0	2		0		1				6	55
9:00		1	0	0	1		0		8				10	56
9:15		2	0	1	0		0		1				4	33
Total	0	51	1	2	6	0	0	0	27	0	0	0	87	-
Pk Hr	0	43	0	1	3	0	0	0	13	0	0	0	60 *	-
15x4	0	84	0	4	8	0	0	0	24	0	0	0	108 +	-

15:30		2	0	2	5		0		0				9 *	-
15:45		2	1	2	7		0		2				14 +	-
16:00		1	1	1	1		0		0				4 *	-
16:15		1	1	3	3		0		0				8 *	35
16:30		0	0	3	5		0		1				9	35
16:45		0	0	2	3		0		0				5	26
17:00		1	0	1	4		0		2				8	30
17:15		2	0	3	2		0		0				7	29
Total	0	9	3	17	30	0	0	0	5	0	0	0	64	-
Pk Hr	0	6	3	8	16	0	0	0	2	0	0	0	35 *	-
15x4	0	8	4	12	28	0	0	0	8	0	0	0	56 +	-

4 Hr	0	60	4	19	36	0	0	0	32	0	0	0	151	302
------	---	----	---	----	----	---	---	---	----	---	---	---	-----	-----

PEAK HOUR SUMMARY

